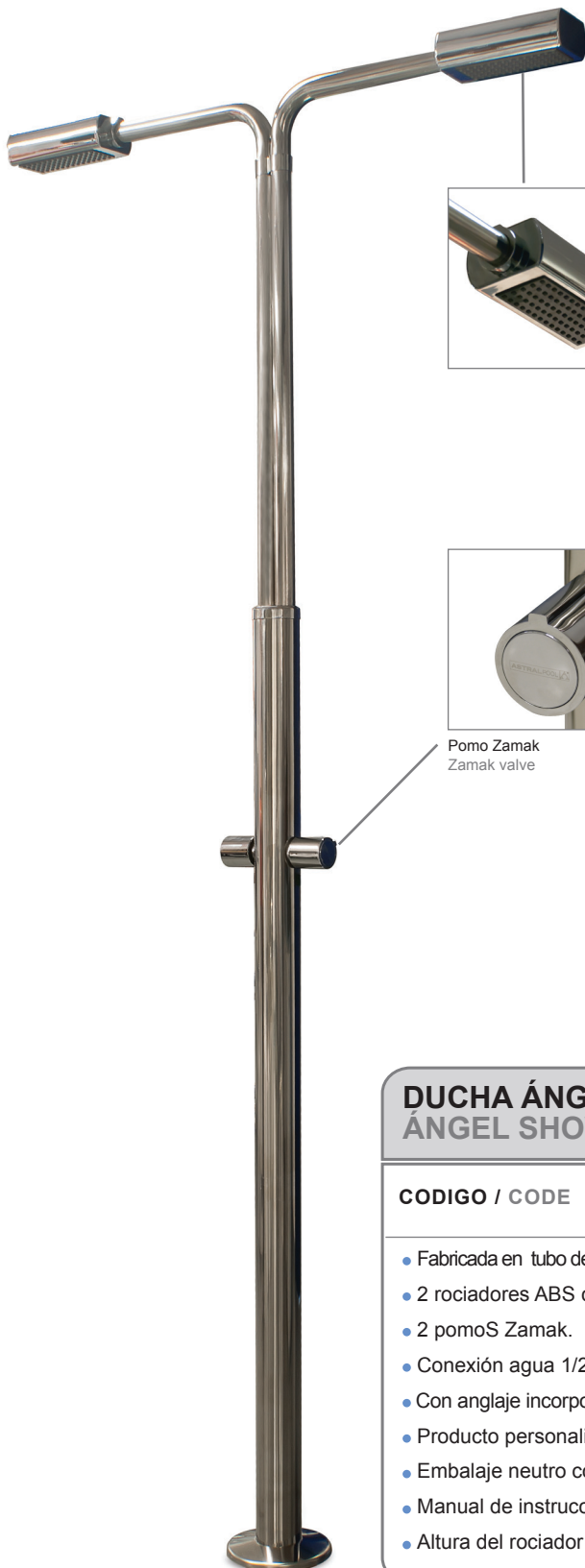


CARACTERÍSTICAS TÉCNICAS
TECHNICAL CHARACTERISTICS

▼ Su novedoso diseño y su adaptabilidad. La alta calidad de sus materiales le proporcionaran una imagen elegante y moderna.

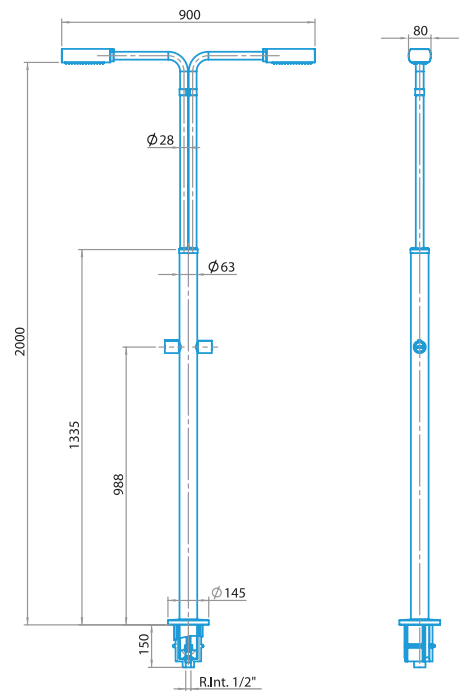
The elegant slim and modern design, as well as the high quality materials used in its development fits in gracefully with any space and will satisfy the most exigent consumers.



Rociador ABS cromado antical. Tapa plástico y silicona color gris (RAL 7037).
ABS-chromed showerhead antiscala. Mixed plastic and silicone grey cover (RAL7037)



Pomo Zamak
Zamak valve



DUCHA ÁNGEL 2 BRAZOS 2 VÁLVULAS
ÁNGEL SHOWER WITH 2 SHOWER HEADS 2 KNOB VALVES

CODIGO / CODE ▶ 59775

- Fabricada en tubo de Ø63 mm acero inox. AISI-304.
- 2 rociadores ABS cromado antical.
- 2 pomoS Zamak.
- Conexión agua 1/2" BSP INT.
- Con anclaje incorporado.
- Producto personalizado.
- Embalaje neutro con etiqueta personalizada.
- Manual de instrucciones personalizado.
- Altura del rociador al suelo 2 m.
- D.63 stainless steel pipe AISI-304
- 2 ABS-chromed showerhead antiscala
- 2 Zamak valves
- Water inlet connection 1/2" BSP INT.
- Integrated anchor for floor fixation
- AstralPool branded product
- Neutral packaging, with adhesive customized.
- Branded Instructions Manual
- Showerhead to ground 2m height


59775 FT 02.14



DUCHA ÁNGEL 2 BRAZOS 2 VÁLVULAS ÁNGEL SHOWER WITH 2 SHOWER HEADS 2 KNOB VALVES


LOGÍSTICA

LOGISTICS



► Embalaje / Packaging

▼ Paletizado / Palletized



EMBALAJE Y PALETIZADO PACKAGING AND PALLETIZING

Caja (cm): Box (cm):	150 x 33 x 11 cm
Unidades x Caja: Units x Box:	1 ud.
Peso kg: Weight kg:	270 Kg
Palet (cm): Pallet (cm):	120 x 80 x 165 cm
Unidades / Palet: Units / Pallet:	25 Uds.